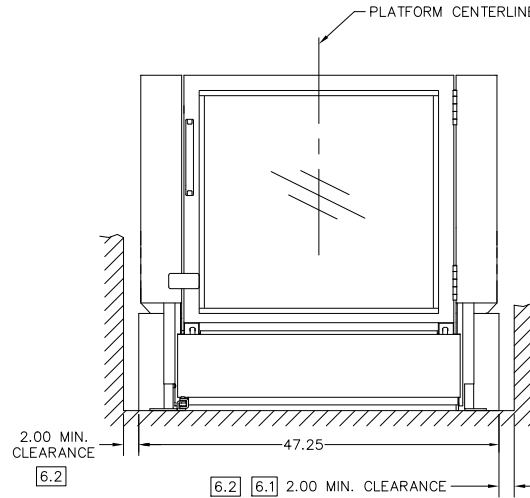


8 7 6 5 4 3 2 1

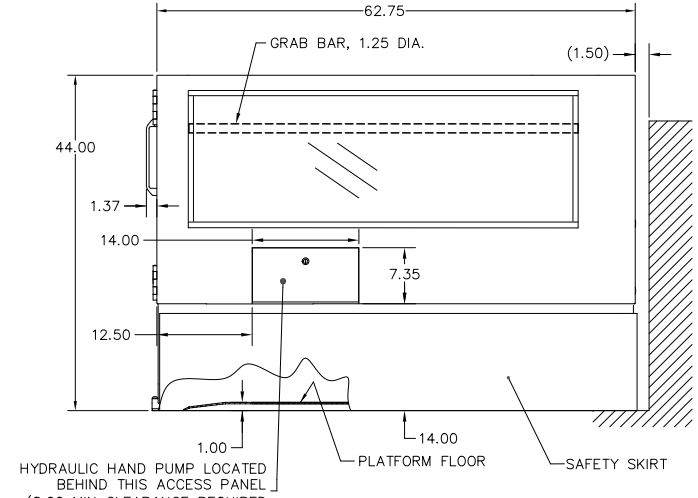
REVISIONS				
ZONE	LTR.	DESCRIPTION	DATE	APPROVED

NOTES UNLESS OTHERWISE SPECIFIED:

1. DESCRIPTION: ASCENSION VIRTUOSO 5460F MODEL SERIES VERTICAL WHEELCHAIR LIFT.
2. CHARACTERISTICS:
  - 2.1 OCCUPANCY: (1) PERSON.
  - 2.2 MAXIMUM LOAD: 750 POUNDS.
  - 2.3 AVERAGE VERTICAL SPEED: 7 FEET PER MINUTE.
  - 2.4 VERTICAL TRAVEL: 12 TO 60 INCHES.
  - 2.5 WEIGHT: 1025 POUNDS.
  - 2.6 FINISH: BLACK POWDER COAT (CUSTOM COLOR AVAILABLE).
3. FEATURES:
  - 3.1 OPERATING MECHANISM: DIRECT-PLUNGER HYDRAULIC.
  - 3.2 MEETS PLATFORM SAFETY REQUIREMENTS PER ASME A18.1 §2.8.8.
  - 3.3 UNIT IS EQUIPPED WITH HAND PUMP FOR MANUAL OPERATION.
  - 3.4 FRONT GATE INTERLOCK PREVENTS OPERATION ABOVE 2" UNLESS GATE IS LOCKED. GATE ONLY UNLOCKS AT LOWER LANDING.
  - 3.5 GATE SENSORS PREVENT OPERATION UNLESS GATES ARE CLOSED.
  - 3.6 PLATFORM FLOOR IS SLIP-RESISTANT.
  - 3.7 UNIT IS EQUIPPED WITH EMERGENCY STOP BUTTON THAT, WHEN PRESSED, STOPS OPERATION OF THE LIFT AND SOUNDS AN ALARM.
  - 3.8 UNDERSIDE OF PLATFORM IS GUARDED BY A SAFETY SKIRT THAT STOPS OPERATION OF THE LIFT WHEN DEPRESSED.
4. ELECTRICAL & CONTROLS:
  - 4.1 120 VAC, 60 HZ, SINGLE PHASE, 15 AMP MINIMUM SERVICE LINE.
  - 4.2 ALL CONTROL CIRCUITS POWERED BY 12 VDC POWER SUPPLY.
  - 4.3 LANDING OPERATING CONTROLS PROVIDED IN 1.88" DEEP SINGLE GANG HANDY BOXES FOR REMOTE MOUNTING.
5. UNIT MEETS APPLICABLE REQUIREMENTS OF ADAAG, ASME 17.1 1996 OR OLDER, ASME A18.1, AND ANSI A117.1.
6. REQUIRED CLEARANCES:
  - 6.1 WHERE STANDBY POWER OR BATTERY BACKUP IS NOT PROVIDED, 8.00" MINIMUM CLEARANCE FOR HAND PUMP ACCESS SHALL BE PROVIDED. CALIFORNIA REQUIRES BOTH HAND PUMP ACCESS AND BATTERY BACKUP FOR ALL INSTALLATIONS.
  - 6.2 WHERE AN OBSTRUCTION OR SURFACE LOCATED WITHIN 12" OF PLATFORM PRESENTS A PINCHING, SHEARING, OR CRUSHING HAZARD, A SMOOTH CONTINUOUS SURFACE SHALL BE PROVIDED EXTENDING FROM THE LOWER LANDING TO 42" MINIMUM ABOVE UPPER LANDING.
  - 6.3 MANUVERING CLEARANCES IAW ADAAG SHALL BE PROVIDED AT EACH LANDING FOR BOTH ENTRANCES TO THE LIFT.
7. PROVISIONS BY OTHERS:
  - 7.1 FLOOR FLAT AND LEVEL WITHIN 1/2" AND CAPABLE OF SUPPORTING UNIT WEIGHT WITH RATED LOAD.
  - 7.2 STANDARD AND EMERGENCY LIGHTING.
  - 7.3 ANCHORS TO SECURE LIFT TO GROUND.
8. STANDARD GATE HINGING SHOWN; MIRROR GATES AND DIMENSIONS ABOUT PLATFORM CENTERLINE FOR OTHER HINGE CONFIGURATIONS.



FRONT END ELEVATION [8]



RIGHT SIDE ELEVATION [6.1]

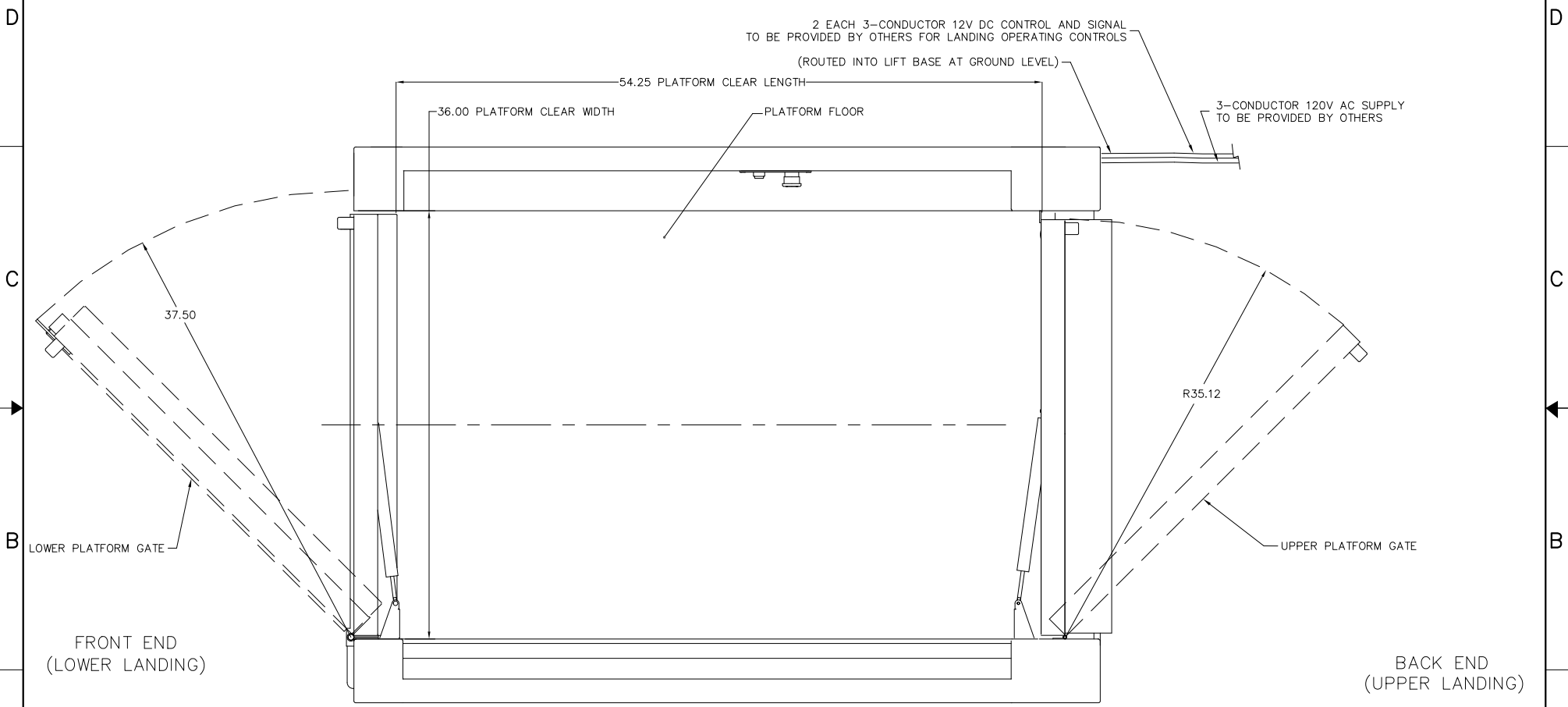
SEE SHEET 3

ASCENSION P/N: \_\_\_\_\_

INTERPRET DIMENSIONS AND TOLERANCES IAW ASME Y14.5M-1992 UNLESS OTHERWISE SPECIFIED DIMENSIONS ARE IN INCHES DECIMALS: .XX ±.05 .XXX ±.030 ANGLES: 0.5° DO NOT SCALE DRAWING		CONTRACT: _____ DATE: 12-6-18 DRAWN: S. APPLEBY CHECKED: [APPROVED] By Philip Grobeck at 12:13 pm, Dec 06, 2018	<b>CGM CONTAINER CONTROLS, INC.</b> P.O. BOX 40020 - TUCSON, ARIZONA 85717-0020 <b>VERTICAL WHEELCHAIR LIFT ASSEMBLY</b>
PART NO. _____ QTY. REQD PER ASSY. _____ NEXT FINAL _____ NEXT ASSY. _____ USED ON _____ APPLICATION _____	SIMILAR TO _____ PACT. WT. _____ SALLC. WT. _____	MANUFACTURING _____ SYSTEMS _____	SIZE: D FSCM NO.: 08992 DWG. NO.: VIRTUOSO 5460F SCALE: 1/4" = 1'-0" RELEASE-BAR _____ SHEET 1 OF 3

8 7 6 5 4 3 2 1

REVISIONS				
ZONE	LTR.	DESCRIPTION	DATE	APPROVED



PLAN VIEW

GATE HINGE CONFIGURATIONS: **8**

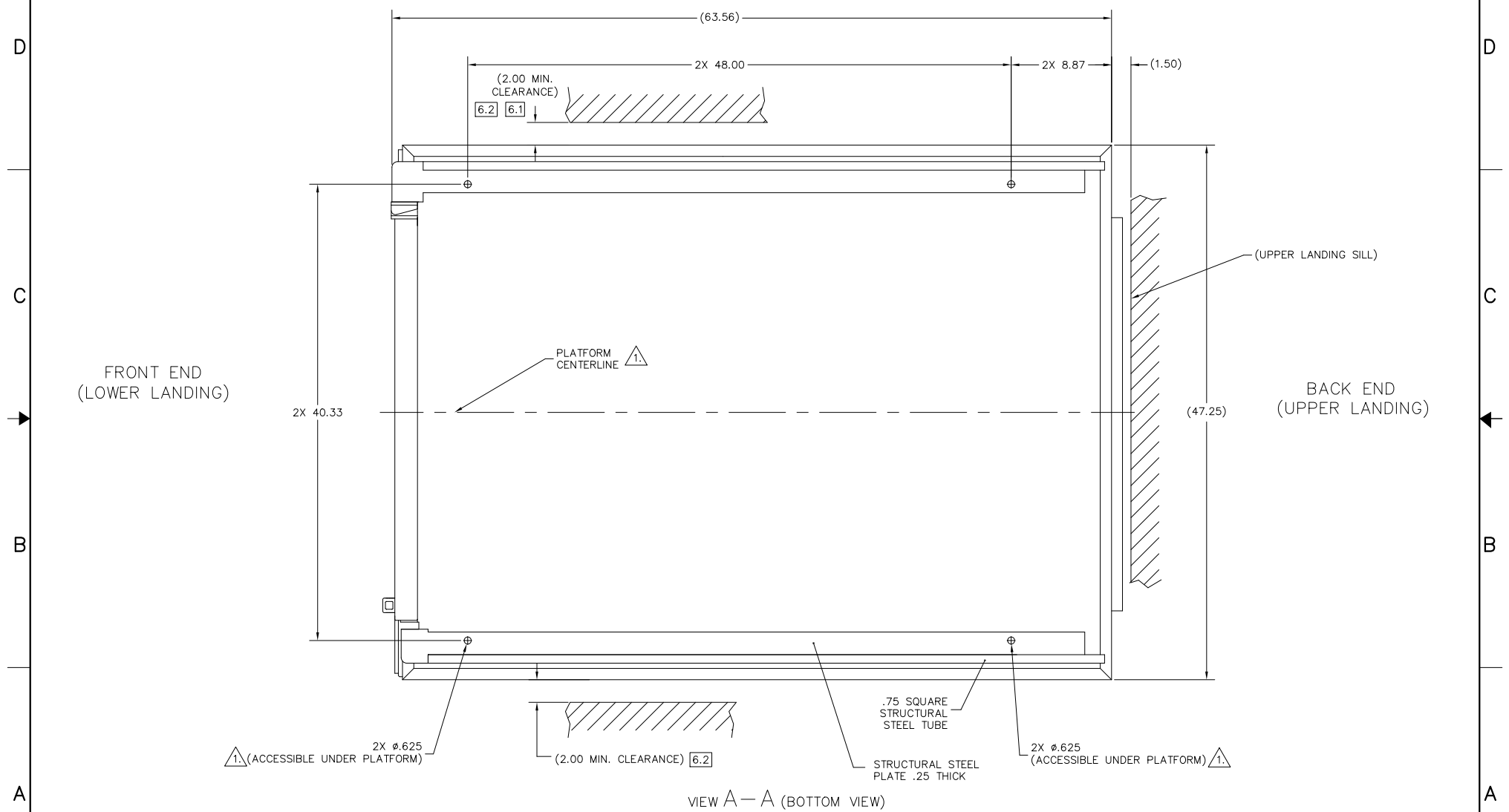
- 1. STANDARD GATE HINGING: ALL GATES AS SHOWN.
- 2. OPPOSITE-HINGED LOWER PLATFORM GATE: MIRROR LOWER PLATFORM GATE ABOUT PLATFORM CENTERLINE.
- 3. OPPOSITE-HINGED UPPER PLATFORM GATE: MIRROR UPPER PLATFORM GATE ABOUT PLATFORM CENTERLINE.
- 4. ALL GATES OPPOSITE HINGED: MIRROR ALL GATES ABOUT PLATFORM CENTERLINE.

SIZE <b>D</b>	FSCM NO. <b>08992</b>	DWG. NO. <b>VIRTUOSO 5460F</b>	REV. <b>U</b>
SCALE 1/4	RELEASE DATE	SHEET 2	FILE VIRTUOSO 5460F

DMAT 2/91 8 7 6 5 4 3 2 1

8 7 6 5 4 3 2 1

REVISIONS				
ZONE	LTR.	DESCRIPTION	DATE	APPROVED



VIEW A—A (BOTTOM VIEW)  
FROM SHEET 1

ANCHOR POINTS  
SYMMETRIC ABOUT PLATFORM CENTERLINE

SIZE D	FSCM NO. 08992	DWG. NO. VIRTUOSO 5460F	REV U
SCALE 1/4	RELEASE DATE	SHEET 3	FILE VIRTUOSO 5460F

DMAT 2/91 8 7 6 5 4 3 2 1